



Welcome to Canvas Parent

We have listened to Parent questions and feedback from our 2019 help sessions and parent teacher interviews nights and here is what parents would like you to know about Canvas.

- Feedback and Reporting at Tyndale
- Canvas Parent
- How is Canvas used?
- Tyndale Community Portal
- Logging into Canvas Parent
- Navigating Canvas Parent
- View Grades
- View Feedback
- Adding your email address
- Notification preferences
- Need help?

Feedback and Reporting at Tyndale

Research shows, specific and immediate feedback and reporting are more effective in improving student outcomes than snapshot end of term or semester reporting. Continuous reporting enables teachers, parents, and students themselves to take effective and immediate action to reflect and plan for learning.

Snapshot reporting includes portfolios, parent teacher interviews and the traditional paper reporting of an overall attainment grade at the end of each semester.

Continuous feedback includes assignment, test, and quiz scores, assessment rubrics, teacher comments and student reflections. In Middle and Senior School this feedback is accessed in Canvas, our Learning Management System, and for parents through Canvas Parent.

Overview of Feedback and Reporting

	JS	MS	SS
Term 1 and 3			
Portfolios	✓		
Parent Teacher Interviews	✓	✓	✓
Canvas continuous reporting		✓	✓
Semester – Term 2 and 4			
Portfolios	✓		
Semester report	✓	✓	✓
Pastoral Care comments	✓	✓	
English/Maths comments	✓		
Canvas continuous reporting		✓	✓

Canvas Parent

Feedback and reporting are accessed through Canvas Parent via a browser and enables parents and caregivers to engage in their child/ren's learning by viewing:

- Courses
- Assignment grades and feedback
- Upcoming assignments and due dates
- Notifications of student activity

Canvas Parent does have a mobile version/app with different features although parents recommend Canvas Parent online which opens in your phone browser.

How is Canvas used?

Canvas is used differently in each sub-school and across each subject.

Junior School

Canvas is used by teachers to collaboratively share subject courses and resources. In Year 3-5 students begin to access resources and some assessment items may be submitted and marked in Canvas.

- Canvas Parent access is not required.

Middle School and Senior School

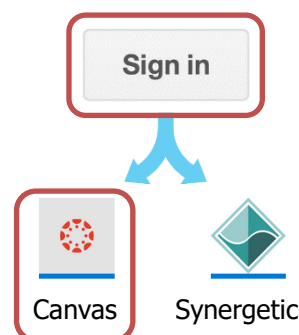
Students access individual courses for each subject. Canvas is flexible allowing each subject to be designed based on the subject content to support student learning.

- Canvas Parent is available.
- End of semester reporting grades may differ to Canvas continuous reporting due to weightings and due dates of assignments.

Tyndale Community Portal

The **Tyndale Community Portal** enables parents and caregivers to access Synergetic and Canvas. <https://se.tyndale.sa.edu.au/portal/>


- Synergetic provides access to your child/ren's personal information.
- Canvas provides access to your child/ren's academic courses and grades.



USERNAME AND PASSWORD?

If you have not received your username and password please email portalsupport@tyndale.sa.edu.au

Logging into Canvas Parent

1. Log in to the Tyndale Community Portal <https://se.tyndale.sa.edu.au/portal/>
2. Select  **Parent Login**
3. Use your Tyndale Community username and password.
4. Once you have logged in to the Portal select Canvas.


Navigating Canvas Parent

The dashboard shows **all** your child/ren's courses. You can view course content and assignments by navigating through each course.

From the right-hand side of the dashboard you can see your child/ren's **To Do**, **Recent Feedback** and **View Grades**.

Selecting **Recent Feedback** takes you directly to that feedback. Rubrics, marking schemes in tables, open better directly from the assignment rather than **View Grades**.

To Do

 IXL Term 1 all classes ✕

9 Mathematics
100 points |
Apr 10 at 23:59 |

[Show All](#)

Recent Feedback

✓ **QUIZ Heat Transfer**
9 Science
10 out of 10

✓ **Quiz: Changing food and fibre production**
9 Geography
5 out of 5

[2 more in the past two weeks ...](#)

[View Grades](#)

View Grades

Selecting **View Grades** takes you to all grades for all your child/ren's subjects.

Core subjects will have a mark for SEM1 and SEM2.

9 Mathematics 100% SEM1

Semester or Elective subjects will have a SEM1 or SEM2 mark. Drama in this example is a SEM2 subject and therefore no mark for SEM1.

9 Geography 100% SEM1


9 Drama no mark SEM1

Pastoral Care and Community subjects such as Prefect, Musical, and Scripture are not assessed and will have no mark.



9 Health no mark SEM1

View Feedback

To see feedback for each assignment, select one of the subjects.

Grading Period		Arrange By			
SEM2	▼	Due Date	▼	Apply	
Name	Due	Status	Score	Out of	
Ch 16/17 Sim. Cong and Trig TEST	Aug 9 by 23:59		26	26	
Ch 12 Algebraic Factorization PRACTICE TEST A	Aug 30 by 23:59	LATE	9	9	

Feedback includes the score and/or

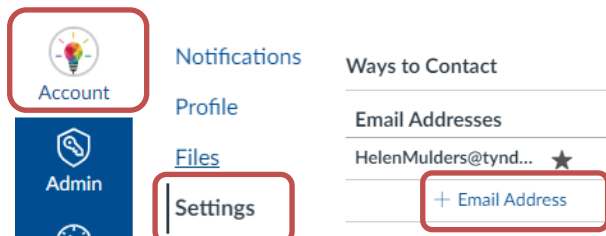
a comment  and/or a marking rubric  and whether the assignment is late or missing.

THERE IS A LOT TO NAVIGATE

Parents and teachers recommend adding your email address and setting up **notifications** so that feedback is delivered to your inbox. Email links open directly to feedback in Canvas.

Adding your email address

Account > Settings > + Email Address on the right-hand side.



Notification Preferences

Parents and Teachers recommend the following notification preferences.

Account > Notifications >

- Show name of observed students in notifications
- Grading
 - Include scores when alerting about grades. If your email is not an institution email, this means sensitive content will be sent outside of the institution.
- Submission Comment
 - Daily summary
 - Daily summary
- Notifications off for everything else
 - Notifications off

Need help?

Canvas Parent additional support resources from Canvas are available on the Tyndale webpage. <https://se.tyndale.sa.edu.au/portal/>

Contact your child's Pastoral Care or Subject Teacher firstname.lastname@tyndale.sa.edu.au Outlook email is our preferred method of communication.

For technical support please email portalsupport@tyndale.sa.edu.au

By using the portal applications, you agree to these **Terms of Use** and the school's **Privacy policy** which are available on the Tyndale webpage.

NEED MORE HELP?

Canvas Parent Support to assist you with log on or accessibility issues is available through email/phone and also available on Parent Teacher interview nights.